



Model: CTAG0302  
Tracmo is a trademark of TRACMO, INC.  
©2020 TRACMO, INC. All Rights Reserved. Patent Pending. All other trademarks are properties of their respective owners.

## 如何使用

1. 從 Apple Store 或 Google Play 搜尋「Tracmo」下載 Tracmo App，或掃描下方 QR Code 下載。



2. 將 Tracmo Leaf 追蹤器依照 Tracmo App 中的教學完成配對。
3. 把 Tracmo Leaf 追蹤器放在您的重要物品如：證件夾、錢包或黏於貴重物品上，點擊 Tracmo App 中的按鈕來找東西；或是按壓 Tracmo Leaf 追蹤器兩下來找尋您的手機。

## 注意事項

- 為確保 Tracmo Leaf 持續追蹤您的重要物品，Tracmo App 需要保持在背景程式運作，同時也請保持手機的藍牙、GPS 及網路連線正常並開啟。
- 若需要更換 Tracmo Leaf 追蹤器的電池時，請使用型號 CR2016 的圓型鈕扣 (兩顆) 來更換。

## 保固服務

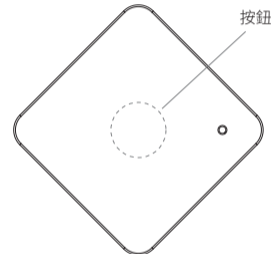
每一只 Tracmo Leaf 都有享有為期一年的保固服務。當您申請保固維修時，必須知會 TRACMO ([support@mytracmo.com](mailto:support@mytracmo.com)) 以獲得返修授權 (RMA)。更多關於保固的資訊，請參見 [www.mytracmo.com/warranty](http://www.mytracmo.com/warranty)。

## 中華民國法規遵循(NCC)

第12條 經型式認證合格之低功率射頻電機，非經許可，公司、商號或使用者均不得擅自變更頻率、加大功率或變更原設計之特性及功能。

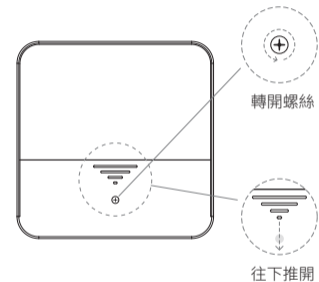
第14條 低功率射頻電機之使用不得影響飛航安全及干擾合法通信；經發現有干擾現象時，應立即停用，並改善至無干擾時方得繼續使用。前項合法通信，指依電信法規定作業之無線電通信。低功率射頻電機須忍受合法通信或工業、科學及醫療用電波輻射性電機設備之干擾。

## 按鈕位置



按鈕連續點擊兩下讓手機發出聲音。

## 更換電池



打開電池蓋。

tracmo Leaf

| English • 中文 |

## QUICK START GUIDE

1. Download the Tracmo App from the App store or Google Play by searching for "Tracmo" or scanning the QR Code below:



2. Add Tracmo Leaf by following the instructions on the Tracmo App.
3. Attach Tracmo Leaf to your items and find them at the click of a button on the Tracmo App or find your phone by double-clicking the Tracmo Leaf.

## SAFETY INSTRUCTIONS

- To track your items, tracMo Leaf requires the app to be running in the background at all times. Make sure the Bluetooth, GPS and the Internet of your phone are operating and functional.
- When replacing the battery, please replace with coin cell battery CR2016 x 2.

## WARRANTY SERVICE

Each Tracmo Leaf comes with One Year warranty service. Consumers requesting repairs under warranty must notify TRACMO ([support@mytracmo.com](mailto:support@mytracmo.com)) to obtain a Return Material Authorization (RMA). Please visit [www.mytracmo.com/warranty](http://www.mytracmo.com/warranty) for more info.

## CERTIFICATIONS & APPROVALS

### FCC Statement

This device complies with part 15 of the FCC Rules. Operation is subject to the following two conditions: (1) This device may not cause harmful interference, and (2) this device must accept any interference received, including interference that may cause undesired operation.

NOTE: This equipment has been tested and found to comply with the limits for a Class B digital device, pursuant to part 15 of the FCC Rules. These limits are designed to provide reasonable protection against harmful interference in a residential installation.

This equipment generates, uses and can radiate radio frequency energy and, if not installed and used in accordance with the instructions, may cause harmful interference to radio communications. However, there is no guarantee that interference will not occur in a particular installation. If this equipment does cause harmful interference to radio or television reception, which can be determined by turning the equipment off and on, the user is encouraged to try to correct the interference by one or more of the following measures:

- Reorient or relocate the receiving antenna.
- Increase the separation between the equipment and receiver.
- Connect the equipment into an outlet on a circuit different from that to which the receiver is connected.
- Consult the dealer or an experienced radio/TV technician for help.

Changes or modifications not expressly approved by the party responsible for compliance could void the user's authority to operate the equipment.

### Industry Canada (IC) Compliance Notice

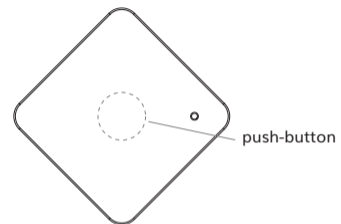
This device complies with Industry Canada license-exempt RSS standard(s). Operation is subject to the following two conditions: (1) this device may not cause interference, and (2) this device must accept any interference, including interference that may cause undesired operation of the device.

Le présent appareil est conforme aux CNR d'Industrie Canada applicables aux appareils radio exempts de licence. L'exploitation est autorisée aux deux conditions suivantes: (1) l'appareil ne doit pas produire de brouillage, et (2) l'utilisateur de l'appareil doit accepter tout brouillage radioélectrique subi, même si le brouillage est susceptible d'en compromettre le fonctionnement.

### CE Compliance

TRACMO, INC. hereby declares that Leaf conforms with all necessary requirements and EN 60950-1 standards. Model number and manufacturer's info can be found on the Leaf's battery compartment.

### • Location of the Push-Button

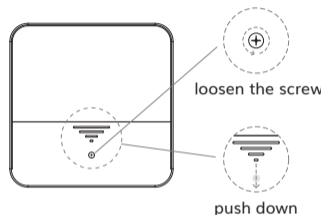


Ring your phone by double-clicking here.

## CAUTIONS

CHOKING HAZARD: SMALL PARTS, PARTICULARLY COIN CELL BATTERY AND BATTERY CAP. PLEASE USE WITH CAUTION AROUND YOUNG CHILDREN AND PETS.

### • Battery Replacement



Slide open the battery cover.

## CAUTIONS

RISK OF EXPLOSION IF BATTERY IS REPLACED WITH INCORRECT TYPE. DISPOSE OF USED BATTERIES ACCORDING TO INSTRUCTIONS.